



District Report Card: 2017


State: Punjab	District: Firozpur
Class: 3	Subject: Language
Schools: 61	Students: 864


Participation/Coverage


Students

<div>GENDER</div> <div></div>	Boys				Girls			
	Number		%		Number		%	
	418		48.38		446		51.62	

<div>AREA</div> <div></div>	Rural				Urban			
	Number		%		Number		%	
	817		94.56		47		5.44	

<div>CATEGORY</div> <div></div>	SC		ST		OBC		GEN	
	Number	%	Number	%	Number	%	Number	%
	749	86.69	0	0.00	41	4.75	74	8.56

<div>CWSN</div> <div></div>	LD	VI	HI	S&LD	ID	Oth
	6	2	27	1	10	14

<div>Management</div> <div></div>	Government			Government-aided		
	Number		%	Number		%
	823		95.25	41		4.75

Average Performance of Students in Language (%)

Overall	Gender		Area		Management		Social Group			
	Male	Female	Rural	Urban	Govt.	Aided	SC	ST	OBC	GEN
71.06	70.10	71.97	72.00	54.89	72.49	42.44	72.35	0.00	64.88	61.44

Performance on Learning Outcomes (LOs)

Learning Outcomes	Description	Average Performance(%)
L304	Reads small texts with comprehension i.e., identifies main ideas, details, sequence and draws conclusions	71.78
L312	Reads printed scripts on the classroom walls: poems, posters, charts etc.	69.63

Range of Performance of Students who Answered Correctly							
Below 30%		30% - 50%		50% - 75%		Above 75%	
Number	%	Number	%	Number	%	Number	%
37	4.28	119	13.77	281	32.52	427	49.42

Lowest Performing Learning Outcomes (LOs)

- 1 - Reads printed scripts on the classroom walls: poems, posters, charts etc. (69.63)
- 2 - Reads small texts with comprehension i.e., identifies main ideas, details, sequence and draws conclusions (71.78)